

CHAUDHARY DEVI LAL UNIVERSITY, SIRSA

(Established by the State Legislature Act 9 of 2003)



No./Acad./AC-II/19/ 8116

Dated: 28/02/19

To

The Controller of Examinations,
Ch. Devi Lal University,
Sirsa.

Sub: Supply of approved scheme and syllabus.


Sir,

Kindly find enclosed herewith the scheme of examinations and syllabus in respect of the following courses approved by the competent authority:

Sr. No.	Course Name
1.	Approval of Syllabus & Scheme of Examination of B.Sc Fashion Designing 2 nd Sem of University College.(Pages 1 to 11)

This is for your kind information and necessary action.

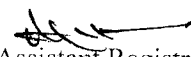
Yours faithfully,


Assistant Registrar (Acad.)

Endst. No./Acad./AC-II/19/ 8117-8148 Dated: 28/02/19

The copy of the above is forwarded through e-mail to the following for information and further necessary action:

1. Principal University College, CDLU, Sirsa.
2. The Director, University Computer Centre. CDLU, Sirsa. The soft copy of the syllabus is already sent through email on websitcdlu@gmail.com and is requested to upload on the University Website.and sent the compliance to this office.
3. The Incharge, EDP Cell, CDLU, Sirsa.
4. The Principals of all the affiliated Degree Colleges (through e-mail) are requested to consult the university website www.cdlu.ac.in and download the syllabus for implementing the same.
5. The AC-I set, Academic Branch, CDLU, Sirsa w.r.t. follow up action.


Assistant Registrar (Acad.)

Scheme and Syllabi of

2nd Semester

of

B. Sc. (Textile and Fashion Design)

Three Year (6 Semesters)

(Choice Based Credit System)

approved by

Under-Graduate Board of Studies

in

Fashion Technology

in its meeting held on


January 17, 2019

DEPARTMENT OF FASHION TECHNOLOGY

Chaudhary Devi Lal University, Sirsa

(Haryana)-India

PIN-125055







Scheme and Syllabi of B. Sc. (Textile and Fashion Design) Three Year (6 Semesters)

Semester II

Paper Code	Nomenclature of Paper	Nature of Course	Credits	Maximum Marks	External Marks (Theory+ Practical)	Internal Marks
BSFT-A201	Communication Skills in English	Ability Enhancement Compulsory Course (AECC- 2)	4	100	70+30	00
BSFT- 201	Dynamics of Fashion	Core Course (CC-5)	4	100	50+50	00
BSFT- 202	Traditional Textiles & Embroideries of India	Core Course (CC-6)	4	100	50+50	00
BSFT- 203	Fabric Studies	Core Course (CC-7)	4	100	50+50	00
BSFT- 204	Dress Designing and Pattern Making	Core Course (CC-8)	4	100	50+50	00
BSFT-205	Fashion Design and Illustrations	Core Course (CC-9)	4	100	0+100	00
Total Credits			24	600	270+330	00

NOTE:

- (i) The evaluation of students consists of both internal and external evaluation in case of the course of 100 Marks. Internal evaluation includes mid-term examination (20 marks) covering two units of the syllabus, an assignment (05 marks) and class attendance (05 marks). The external evaluation includes end-term examination of 70 marks covering the whole syllabus. For end-term examination, the examiner is required to set nine questions in all. Each question carries equal marks (14 marks). The distribution of marks will be as under: The first question will be compulsory consisting of 7 short-answer questions (2 marks each) covering the entire syllabus. In addition, eight questions will be set unit-wise comprising two questions from each unit.
- (ii) The external evaluation of students will be of 50/70 marks as per the scheme given in each course.

Dr. Shamam
17/11/19

[Signature]

B. SC. (Textile and Fashion Design): SEMESTER II
BSFT- A201: COMMUNICATION SKILLS IN ENGLISH

DURATION: 3 HOURS

MAXIMUM MARKS: 100

Theory: 70 Marks

Practical: 30 Marks

Objective: The objective of this course is to help the students to acquire knowledge and develop Communication Skills in English.

Scheme of the Examinations: There will be five questions in all of 14 marks each based on four units.

UNIT I

Sentences/clause structure, Tenses, Helping verbs.

UNIT II

Prepositions, Determiners, Forming new words, derivation compounding

UNIT III

Basics of Verbal Communication: Sounds, Word Accent, Intonation, Non-verbal Communication.

UNIT IV

Basics of Writing Skills: Making sentences, Paragraph Writing, Summarizing.

Sydhama
17/11/19

B. Sc. (Textile and Fashion Design): SEMESTER II
BSFT-201: DYNAMICS OF FASHION

DURATION: 3 HOURS

MAXIMUM MARKS: 100

Theory: 50 Marks

Practical: 50 Marks

Objective: The objective of this course is to help the students to acquire conceptual knowledge about dynamics of fashion.

Scheme of the Examinations: There will be five questions in all. question No. 1 of ten marks will be compulsory. It will consist of eight short answer type questions and the students will be required to attempt any five of them (2x5=10). Besides, there will be two questions from each unit with internal choice of ten marks each. The students will attempt four questions based on four units.

UNIT I

Fashion: Definitions, origin, evolution, importance, terminology. Fashion and silhouette, fashion characteristics, factors effecting fashion movements.

UNIT II

Components of Fashion: Tangible and Intangible. Fashion cycle; Stages, cycle length and broken fashion cycle. Theories of fashion adoption. Principles of fashion. Fashion trends and analysis.

UNIT III

Fashion forecasting: meaning, indicators used for prediction, sources of forecasting, driving forces of fashion.

UNIT IV

Role of fashion designers and institutes for development of fashion industry. Study of creation of leading Indian fashion designers. Career in fashion industry.

Practical:

Scheme of Practical: Practical file-10 marks, worksheet-05 marks, Practical class room work-10 marks, viva-voce-05 marks, practical work-20 marks.

Project of fashion trends: visit to local showrooms/boutiques/fashion houses and analysis of their collection in terms of fashion trends. Preparation of report on national fashion weeks/fashion shows.

Suggested readings:

1. Diamond, J and Pinter, G. Retail Buying, Prentice Hall of India Pvt. Ltd., New Delhi. 1997
2. Donnellan, J. Merchandise Buying and Management. Fairchild Publications, New York. 1999
3. Greenwood, K.M. and Murphy, M.F. Fashion Innovation and Marketing. Macmillan Publishing Co. Inc., New York. 1978
4. Troxelle, M.D. and Judelle, B. Fashion Merchandising. MacGraw Hill Book Co. New York. 1971

Blindly

Deep Dhaman
12/11/19

[Signature]

B. Sc. (Textile and Fashion Design): SEMESTER II
BSFT- 202: TRADITIONAL TEXTILES AND EMBROIDERIES OF INDIA

DURATION: 3 HOURS

MAXIMUM MARKS: 100

Theory: 50 Marks

Practical: 50 Marks

Objective: The objective of this course is to help the students to acquire conceptual knowledge about traditional textiles & embroideries of India.

Scheme of the Examinations: There will be five questions in all. Question No. 1 of ten marks will be compulsory. It will consist of eight short answer type questions and the students will be required to attempt any five of them (2x5=10). Besides, there will be two questions from each unit with internal choice of ten marks each. The students will attempt four questions based on four units.

UNIT-I

Traditional textiles: Importance, history of hand woven, dyed, printed and painted textiles of India. Woven textiles- brocades, jamavar, jamdani, chanderi, maheshwari, kanjivaram, kota and baluchari.

UNIT-II

Resist printed textiles: Bandhani, patola, Ikat and pochampalli. Painted textile: kalamkari. Regional variations in symbolic motifs.

UNIT-III

Traditional embroideries of India: Introduction, stitches, motifs, base fabrics, thread, techniques and colour combination used in embroideries of Kutch, Kathiawar, Sindhi, Phulkari, Kantha, Kasuti, Chamba Rumal, Mainpuri, Kashida, Chikankari and Zardozi.

UNIT-IV

Changing trends in traditional embroideries and their contemporary application through simple and computerized embroidery machine.

Practical:

Scheme of Practical: Practical file-10 marks, worksheet-05 marks, Practical class room work-10 marks, viva-voce-05 marks, practical work-20 marks.

Documentation of traditional textile and analysis with reference to fiber, fabrics, colours, motifs and designs. Preparation of samples of traditional embroideries in trend: chikankari, Kantha, Kashida, Phulkari, Kutch and Zardozi.

Suggested Readings:

1. Shailaja D. Naik. Traditional Embroideries of India, API Pub Corp. New Delhi. 1996
2. Sheila, Paine, Embroidered Textiles, Thames and Hudson Ltd. 1990
3. Usha, Srikant. Ethnic Embroideries of India
4. Savithri, Pandit. Indian Embroidery
5. Gail, Lawther, Inspirational Ideas for Embroidery on Clothes and Accessories, Search Press Ltd., 1993
6. Barbara, Snook, Creative Art of Embroidery, Numbly Pub. Group Ltd., London, 1972
7. Anne Mathew. Vogue Dictionary of Crochet Stitches, David and Charles, London, 1989

Keyshamini
12/11/15

Shanti

Page 5 of 11

Mani

B. Sc. (Textile and Fashion Design): SEMESTER II

BSFT- 203: FABRIC STUDIES

DURATION: 3 HOURS

MAXIMUM MARKS: 100

Theory: 50 Marks

Practical: 50 Marks

Objective: The objective of this course is to help the students to acquire conceptual knowledge of fabrics.

Scheme of the Examinations: There will be five questions in all. question No. 1 of ten marks will be compulsory. It will consist of eight short answer type questions and the students will be required to be attempt any five of them (2X5=10). Besides, there will be two questions from each unit with internal choice of ten marks each. The students will attempt four questions based on four units.

UNIT I

Fancy weaves: dobby, jacquard, pile, leno and surface figure. Influences on weaves on fabric characteristics. Techniques and process used for production fancy woven fabrics.

UNIT II

Knitting terminology. Difference between woven and knitted fabrics. Knitted structures: plain jersey, double jersey, purl, rib and interlock. Knitting techniques: loop formation, gauge, weft knits, wrap knits and their comparison. Knitting stitches: knit, tuck, float/miss stitch.

UNIT III

Other forms of fabric production: Non-woven, lace-making, knotting, braiding, crocheting, netting, felting, tating, tufting etc.

UNIT IV

Machines for fabric formation, different types of looms, knitting machines and tools used for other forms of fabric construction.

Practical:

Scheme of Practical: Practical file-10 marks, worksheet-05 marks, Practical class room work-10 marks, viva-voce-05 marks, practical work-20 marks.

Study of loom and its parts, weaving accessories. Preparation of samples of elementary weaves and their variations: plain, twill and satin. Study of knitting machines and its parts, accessories and their uses. Making samples of hand knitting techniques; port-folio development of different fabrics and their study in relation to construction techniques, weaves and textures.

Syama
1711119

[Signature]
[Signature]

Suggested readings:

1. Gohl. E.P.G. and Vilensky L.D. Textile Science, CBS Publishers, New Delhi, 1999
2. Mishra S.P. A Text Book of Fibre Science and Technology, New Age Int., Delhi, 2000
3. Goswami B.C. Textile yarns: Technology, Structure and Applications, Wiley – Interscience, New York, 1978
4. Andrea Wynne. Textiles. Macmillian. 1997
5. Bernard P Corbman. Textiles- Fiber to Fabric. McGraw-Hill. 1983
6. Lyle DS. Modern Textiles. John Wiley & Sons. 1976
7. Marjory L. Joseph. Introductory Textile Science. Rinehart & Winston. 1966
8. Wingate IB. The Fabrics-Their Selection. Prentice Hall. 1984
9. Robinson and Mark, Woven cloth construction, The Textile Institute, Manchester 1973
10. Blinow and Belay, Design of woven fabrics, MIR Publishers, Moscow.
11. Grosicki, Z. Watson's textile design and colour, Blackwell Science, U.K. 1998
12. Nisbet, H. Grammar of textile design, Taraporewala sons and Co., Mumbai, 1994.
E.P.G. Ghol and Vilensky, Textile Science, CBS Publishers, New Delhi, 1987.

Chay
A. J.
A. J. Shamam
17/11/19

B. Sc. (Textile and Fashion Design): SEMESTER II
BSFT-204: DRESS DESIGNING AND PATTERN MAKING

DURATION: 3 HOURS

MAXIMUM MARKS: 100

Theory: 50 Marks

Practical: 50 Marks

Objective: The objective of this course is to help the students to acquire the skill in terms of dress designing, drafting and pattern making.

Scheme of the Examinations: There will be five questions in all. question No. 1 of ten marks will be compulsory. It will consist of eight short answer type questions and the students will be required to attempt any five of them (2X5=10). Besides, there will be two questions from each unit with internal choice of ten marks each. The students will attempt four questions based on four units.

UNIT I

Garment construction terminology. Importance of clothes. Appropriate clothing for different age groups: infants, toddlers, pre and elementary school age, teenagers, adults and old age. Wardrobe planning: Age, occupation, season, occasion etc.

UNIT II

Dress designing: Importance, scope and attributes of dress designer. Design types and use of constructional features in design.

UNIT III

Pattern making: importance, terminology. Body measurements: importance, standardization and size charts of children and adult body measurements. Techniques of pattern making: principles, applications and limitations, pattern sizes.

UNIT IV

Preparation of basic blocks for front, back, sleeve, skirt for children and adult. Pattern alterations.

Practical:

Scheme of Practical: Practical file-10 marks, worksheet-05 marks, Practical class room work-10 marks, viva-voce-05 marks, practical work-20 marks.

Drafting, cutting and stitching: children garments-baby layette-jhabla, frocks, T-shirt, adult garments-blouse, petticoat, kameez-salwar, churidar-pyjama, kurta-pyjama. Creation of stylized garment designs for children of different age groups and adults using various constructional features; development of paper pattern of five garments using flat pattern; cutting and stitching of garments using developed paper patterns.

Handwritten signature
Handwritten signature

Handwritten signature
17/11/19

Suggested Readings:

1. Goulbourn, Margaita. Introducing Fashion Cutting, Grading & Modelling, Batsford Pub. UK Bane, Allyne, Flat pattern design, Mc GrewHill Pub., USA
2. Winfred, Aldrich. Metric Pattern Cutting, Blackwell Science, UK
3. Bane A. Creative Clothing Construction. MC Gaw-Hill. 1996.
4. Natalie Bray. Dress Fitting. Blackwell. 1994.
5. Harold C. & Barbara, L. the Technology of Clothing manufacture, Oxford Pub., USA, 1994
6. Gerry, Cooklon, Introduction to Clothing manufacture, Blackwell Science, UK, 1991

Bray

Key Ramam
12/11/19

W

B. Sc. (Textile and Fashion Design): SEMESTER II
BSFT-205: FASHION DESIGN AND ILLUSTRATIONS

DURATION: 3 HOURS

MAXIMUM MARKS: 100
Practical: 100 Marks

Objective: The objective of this course is to help the students to acquire conceptual knowledge of illustrations regarding fashion and stylization.

Scheme of the Examinations: There will be five questions in all. Question No. 1 of ten marks will be compulsory. It will consist of eight short-answer type questions and the students will be required to attempt any five of them (2X5=10). Besides, there will be two questions from each unit with internal choice of ten marks each. The students will attempt four questions based on four units.

Practical:

Scheme of Practical: Practical file-10 marks, viva-voce-10 marks, practical work-50 marks, Practical class room work-30 marks

Sketching of various garment details: necklines, collars, sleeves, cuffs, gathers, pleats and folds. Flat-sketching of various garments: front and back, costume style lines. Garment draping on fashion figures. Rendering of pattern and fabrics. Designing garments for various age groups. Theme based design development for products. Preparation of inspiration sheet, mood board, theme board and spec sheets. Analysis of design collections of famous designers. Case studies of famous national and international designers. Development of fashion portfolio.

Suggested readings:

1. Gerry, Cooklin, pattern grading for children, Om Book Service, New Delhi, 1991
2. Singer. Sewing active wear, Cy DeCosse Incs, 1986
3. Singer. Sewing pants that fit, Cowles creative Pub., 1989
4. Singer. Sewing Lingerie, Cy DeCosse Incs, 1991
5. Anna Haggard. Pattern Cutting for lingerie, beachwear & leisurewear, Blackwell Science, UK, 1990

Deepa Thawani
17/11/19

Chaitany

[Signature]

Internship-I

The credits will be accrued in the 3rd Semester. There will be four-weeks internship training during the break after the 2nd Semester. The students will be required to be apprentice under the mentorship of a faculty to undergo training in a fashion/garments/textile industry/boutique/fashion house/buying houses etc. This training will be of four credits. The students will submit their reports online on day-to-day basis to the mentor. They will submit internship report, Swatch file and photocopy of the certificate duly signed by the authorized person of the industry/house. Evaluation will be done after the completion of apprenticeship through PPT before a committee consisting of internal examiner, external examiner and Principal.

Shaly

Ajay Sharma
12/11/19